



Rainforest Habitat

BINOCULARS CRAFT



Extended Learning Partnership

Rainforest: Binoculars Craft

Materials:


- Two toilet paper rolls
- Markers/crayons/color pencils
- Scissors
- Ruler
- Pencil
- Blank paper
- Tape

Optional Materials:

- Old shoes lace/twine/long twist tie

Steps:

1. Gather your materials!





Rainforest: Binoculars Craft

Steps:

2. Place your toilet paper roll on the blank sheet of paper to measure how long it is. Mark where the paper roll ends with a pencil.




3. Use a ruler to make the pencil mark all the way down the paper.




Rainforest: Binoculars Craft

Steps:

4. Fold the paper on the line. You will have about 2-3 inches of excess paper.



5. Cut the excess paper off.



Rainforest: Binoculars Craft

Steps:


6. Open the folded paper and cut down the line you drew. This should cut it directly in half.
7. Wrap one half of the blank paper around the toilet paper roll. Mark with a pencil where the blank paper covers the whole roll.



Rainforest: Binoculars Craft

Steps:

8. Cut the excess paper off then cut the other blank paper to match in size. You should have two pieces of paper that measure approximately 5.5"x4".



9. Decorate these two pieces of paper however you want! Add a rainforest theme or draw your favorite animals! Make them match or make them different from each other.




Rainforest: Binoculars Craft

Steps:

10. Wrap each piece of paper around each toilet paper roll and tape. We recommend taping it across the whole length of the roll with excess to fold into the inside of the roll. This is so your decorated paper doesn't fall off of the rolls.



11. Put your rolls together side by side and tape inside the rolls where they meet. This is to attach them to each other.



Rainforest: Binoculars Craft

Steps:

12. Optional: Grab your old shoe lace, twine, or twist tie and wrap it around your rolls, figure 8 style. Tie/twist together the ends. This helps keep your rolls together and adds a little detail!



Rainforest: Binoculars Craft

You have just made your very own binoculars! Take them outside and count how many animals you can spot!

